

Coppa Italia Turismo

Mugello Racing Weekend

Free Practice 2

Classification

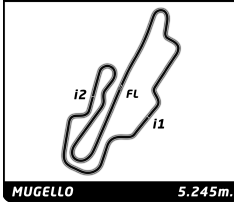
No Drivers	Team	Car	Cl.	Time	Lap Total	Gap	Kph
1 26 S. SCHAFER	DULLER MOTORSPORT	W. GOLF GTI TCR SQ	A	2:02.583	7 7	- -	154.0
2 333 H. DULLER	DULLER MOTORSPORT	BMW E46 M3 GTR	B	2:03.356	8 8	+0.773 +0.773	153.1
3 34 R. KAYA	BF MOTORSPORT	AUDI RS3 LMS TCR SQ	A	2:03.577	6 7	+0.994 +0.221	152.8
4 12 F. FEDE	TEAM CARS RACING	CUPRA TCR SQ	A	2:04.082	6 8	+1.499 +0.505	152.2
5 65 F. MIOTTO	Team Progetto E20	AUDI RS3 LMS TCR DSG	A	2:04.451	7 8	+1.868 +0.369	151.7
6 77 P. MATTERS-DORFER	DULLER MOTORSPORT	OPEL ASTRA TCR SQ	A	2:04.544	6 8	+1.961 +0.093	151.6
7 5 D. ERÒGE	AIKOA RACING	AUDI RS3 LMS TCR SQ	A	2:05.044	5 7	+2.461 +0.500	151.0
8 17 F. CARDONE	AIKOA RACING	AUDI RS3 LMS TCR DSG	A	2:05.172	6 8	+2.589 +0.128	150.8
9 93 P. SERRATORE	SP RACING	AUDI TT	B	2:05.503	8 9	+2.920 +0.331	150.5
10 22 M. WEEGE	DULLER MOTORSPORT	BMW E46 M3 GTR	B	2:06.283	2 2	+3.700 +0.780	149.5
11 7 S. GALBUSERA	TAC MOTORSPORT	LOTUS ELISE CUP	B	2:07.353	6 8	+4.770 +1.070	148.3
12 55 T. CAMLIDAG	AIKOA RACING	AUDI RS3 LMS TCR DSG	A	2:07.474	7 7	+4.891 +0.121	148.1
13 19 M. CAPPELLA	RC MOTORSPORT	AUDI RS3 LMS TCR DSG	A	2:07.485	7 8	+4.902 +0.011	148.1
14 24 A. CIOFFI	AC RACING	Mini Cooper Jcw	A	2:08.504	6 7	+5.921 +1.019	146.9
15 88 D. CARMINATI	AC RACING	Mini Challenge PRO	A	2:10.299	7 7	+7.716 +1.795	144.9
16 13 D. VERROCCHIO / R. VERROCCHIO	BF MOTORSPORT	AUDI RS3 LMS TCR SQ	A	2:13.376	7 7	+10.793 +3.077	141.6
17 99 M. PIOPI	Gruppo Sportivo Tari Corse	Mini Challenge Pro	A	2:14.958	7 9	+12.375 +1.582	139.9
18 69 S. SOSTEGNI	GrassoRacingTeam	Seat Ibiza RSP	A	2:39.783	5 8	+37.200+24.825	118.2
19 3 A. DI COSMO	TEAM CAR RACING	CUPRA TCR DSG	A		2		
20 11 K. KAMILOGLU	AIKOA RACING	AUDI RS3 LMS TCR SQ	A				
21 66 R. DE LUCA / C. PICCIN	MM MOTORSPORT	Honda CIVIC FK2 TCR	A		2		
22 80 G. IUORIO	ABS CORSE	Seat Leon MKII	B				
23 81 S. QUERCIOI	ABS CORSE	Seat Leon MKII	B				

Fastest Lap: Lap 7 Stefan SCHAFER **2:02.583** 154.0 Kph

Published at:

Track Status: **DRY**

Race Director: Antonio CANU	Timekeeper: Andrea RAPI
---------------------------------------	-----------------------------------



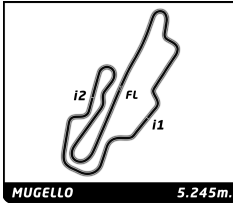
Coppa Italia Turismo

Mugello Racing Weekend

Free Practice 2

Best Sector Times

Sector 1		Sector 2		Sector 3		No Team	Class	Ideal Lap	Best Lap		
No Driver	Time	No Driver	Time	No Driver	Time						
1	26 S.SCHAFFER	41.317	333 H.DULLER	37.968	34 R.KAYA	42.526	1	26 DULLER MOTORSPORT	A	2:02.364	2:02.583 (1)
2	22 M.WEEGE	41.341	26 S.SCHAFFER	38.146	26 S.SCHAFFER	42.901	2	34 BF MOTORSPORT	A	2:02.819	2:03.577 (3)
3	333 H.DULLER	41.583	17 F.CARDONE	38.226	333 H.DULLER	43.270	3	333 DULLER MOTORSPORT	B	2:02.821	2:03.356 (2)
4	5 D.ERÒGE	41.640	12 F.FEDE	38.258	12 F.FEDE	43.429	4	12 TEAM CARS RACING	A	2:03.662	2:04.082 (4)
5	34 R.KAYA	41.907	65 F.MIOTTO	38.378	5 D.ERÒGE	43.432	5	65 Team Progetto E20	A	2:04.451	2:04.451 (5)
6	12 F.FEDE	41.975	34 R.KAYA	38.386	77 P.MATTERSDORFER	43.803	6	22 DULLER MOTORSPORT	B	2:04.495	2:06.283 (10)
7	93 P.SERRATORE	42.053	77 P.MATTERSDORFER	38.452	65 F.MIOTTO	44.010	7	77 DULLER MOTORSPORT	A	2:04.502	2:04.544 (6)
8	65 F.MIOTTO	42.063	22 M.WEEGE	39.139	22 M.WEEGE	44.015	8	5 AIKOA RACING	A	2:04.583	2:05.044 (7)
9	77 P.MATTERSDORFER	42.247	19 M.CAPPELLA	39.157	93 P.SERRATORE	44.027	9	17 AIKOA RACING	A	2:04.927	2:05.172 (8)
10	17 F.CARDONE	42.466	7 S.GALBUSERA	39.206	17 F.CARDONE	44.235	10	93 SP RACING	B	2:05.332	2:05.503 (9)
11	19 M.CAPPELLA	42.926	93 P.SERRATORE	39.252	19 M.CAPPELLA	44.531	11	19 RC MOTORSPORT	A	2:06.614	2:07.485 (13)
12	55 T.CAMLIDAG	43.355	55 T.CAMLIDAG	39.253	55 T.CAMLIDAG	44.699	12	55 AIKOA RACING	A	2:07.307	2:07.474 (12)
13	7 S.GALBUSERA	43.405	5 D.ERÒGE	39.511	7 S.GALBUSERA	44.742	13	7 TAC MOTORSPORT	B	2:07.353	2:07.353 (11)
14	24 A.CIOFFI	43.422	24 A.CIOFFI	39.862	24 A.CIOFFI	44.931	14	24 AC RACING	A	2:08.215	2:08.504 (14)
15	13 D.VERROCCHIO	43.769	88 D.CARMINATI	40.396	13 D.VERROCCHIO	45.779	15	13 BF MOTORSPORT	A	2:10.270	2:13.376 (16)
16	88 D.CARMINATI	43.893	13 D.VERROCCHIO	40.722	88 D.CARMINATI	46.010	16	88 AC RACING	A	2:10.299	2:10.299 (15)
17	99 M.PIOPPI	45.828	99 M.PIOPPI	41.147	99 M.PIOPPI	47.634	17	99 Gruppo Sportivo Tori Corse	A	2:14.609	2:14.958 (17)
18	3 A.DI COSMO	48.953	3 A.DI COSMO	43.612	3 A.DI COSMO	50.703	18	3 TEAM CAR RACING	A	2:23.268	
19	66 R.DE LUCA	50.335	66 R.DE LUCA	48.970	66 R.DE LUCA	51.842	19	66 MM MOTORSPORT	A	2:31.147	
20	69 S.SOSTEGNI	53.427	69 S.SOSTEGNI	51.156	69 S.SOSTEGNI	55.070	20	69 GrassoRacingTeam	A	2:39.653	2:39.783 (18)



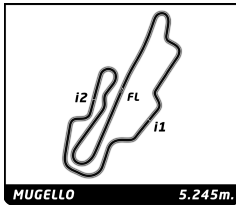
Coppa Italia Turismo

Mugello Racing Weekend

Free Practice 2

Best Top Speed

Team	Car	Class	Top Speed Driver	Top 1		Top 2		Top 3		Top 4		Top 5		
				Kph	Lap	Kph	Lap	Kph	Lap	Kph	Lap	Kph	Lap	Avg
93 SP RACING	AUDI TT	B	P. SERRATORE	244.3	3	244.3	5	243.2	6	242.7	9	242.1	7	243,3
34 BF MOTORSPORT	AUDI RS3 LMS TCR SQ	A	R. KAYA	242.1	7	240.0	6	238.9	4	238.9	5	219.2	2	235,8
333 DULLER MOTORSPORT	BMW E46 M3 GTR	B	H. DULLER	241.6	3	239.5	2	237.9	7	237.9	8	237.4	6	238,9
5 AIKOA RACING	AUDI RS3 LMS TCR SQ	A	D. ERÒGE	238.9	6	238.9	7	238.4	5	234.8	4	145.0	2	219,2
13 BF MOTORSPORT	AUDI RS3 LMS TCR SQ	A	D. VERROCCHIO	238.9	7	226.5	6	189.4	5	178.5	2	167.8	3	200,2
22 DULLER MOTORSPORT	BMW E46 M3 GTR	B	M. WEEGE	235.8	2	103.1	1							169,5
26 DULLER MOTORSPORT	W. GOLF GTI TCR SQ	A	S. SCHAFER	235.3	7	234.3	5	233.8	6	218.8	4	166.5	2	217,7
12 TEAM CARS RACING	CUPRA TCR SQ	A	F. FEDE	233.8	7	230.8	8	229.4	6	228.4	3	227.9	5	230,1
19 RC MOTORSPORT	AUDI RS3 LMS TCR DSG	A	M. CAPPELLA	233.3	8	232.8	7	232.3	3	230.8	6	221.9	5	230,2
65 Team Progetto E20	AUDI RS3 LMS TCR DSG	A	F. MIOTTO	233.3	8	230.8	7	230.3	3	228.9	6	228.4	2	230,3
55 AIKOA RACING	AUDI RS3 LMS TCR DSG	A	T. CAMLIDAG	232.3	6	231.3	4	231.3	7	230.3	5	192.8	2	223,6
77 DULLER MOTORSPORT	OPEL ASTRA TCR SQ	A	P. MATTERSDOERFER	231.8	3	231.3	2	231.3	7	230.8	6	230.8	8	231,2
24 AC RACING	Mini Cooper Jcw	A	A. CIOFFI	231.8	3	230.3	6	230.3	7	227.0	5	205.9	2	225,1
17 AIKOA RACING	AUDI RS3 LMS TCR DSG	A	F. CARDONE	230.3	8	229.9	6	229.9	7	227.4	5	226.0	2	228,7
3 TEAM CAR RACING	CUPRA TCR DSG	A	A. DI COSMO	222.8	2	84.9	1							153,9
7 TAC MOTORSPORT	LOTUS ELISE CUP	B	S. GALBUSERA	221.0	5	220.5	6	217.4	3	198.4	2	177.6	7	207,0
88 AC RACING	Mini Challenge PRO	A	D. CARMINATI	219.6	3	219.2	6	218.3	7	217.9	2	216.6	5	218,3
66 MM MOTORSPORT	Honda CIVIC FK2 TCR	A	R. DE LUCA	214.4	2	94.0	1							154,2
99 Gruppo Sportivo Tori Corse	Mini Challenge Pro	A	M. PIOPI	207.1	8	206.3	7	195.5	6	192.1	5	184.9	9	197,2
69 GrassoRacingTeam	Seat Ibiza RSP	A	S. SOSTEGNI	180.0	2	178.8	5	178.2	6	175.6	8	156.4	7	173,8
11 AIKOA RACING	AUDI RS3 LMS TCR SQ	A												
80 ABS CORSE	Seat Leon MKII	B												
81 ABS CORSE	Seat Leon MKII	B												



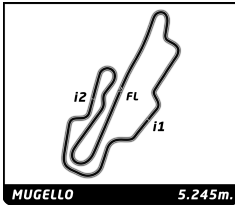
Coppa Italia Turismo

Mugello Racing Weekend

Free Practice 2

Fastest Lap Sequence

Elapsed	No Team	Car	Class	Driver	Time	Kph	Lap
5:10.595	7 TAC MOTORSPORT	LOTUS ELISE CUP	B	Sergio GALBUSERA	2:17.359	137.5	2
5:11.239	24 AC RACING	Mini Cooper Jcw	A	Alberto CIOFFI	2:16.923	137.9	2
5:15.527	22 DULLER MOTORSPORT	BMW E46 M3 GTR	B	Markus WEEGE	2:06.283	149.5	2
15:48.065	333 DULLER MOTORSPORT	BMW E46 M3 GTR	B	Herwig DULLER	2:04.693	151.4	5
17:51.643	333 DULLER MOTORSPORT	BMW E46 M3 GTR	B	Herwig DULLER	2:03.578	152.8	6
20:24.263	34 BF MOTORSPORT	AUDI RS3 LMS TCR SQ	A	Ramazan KAYA	2:03.577	152.8	6
20:40.886	26 DULLER MOTORSPORT	W. GOLF GTI TCR SQ	A	Stefan SCHAFER	2:03.074	153.4	6
22:43.469	26 DULLER MOTORSPORT	W. GOLF GTI TCR SQ	A	Stefan SCHAFER	2:02.583	154.0	7



Coppa Italia Turismo

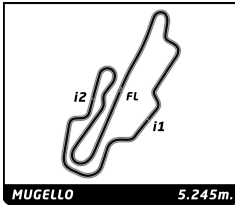
Mugello Racing Weekend

Free Practice 2

Sector Analysis

— Invalidated Lap ■ Personal Best ■ Session Best B Crossing the pit lane

Lap	Time	Sector 1	Sector 2	Sector 3	T.Spd	Elapsed	Lap	Time	Sector 1	Sector 2	Sector 3	T.Spd	Elapsed	
3	TEAM CAR RACING CUPRA TCR DSG						A	1	3:20.864	1:42.186	45.423	53.255	103.8	3:20.864
	1. Alfredo DI COSMO							2	2:31.782 B	45.665			226.0	5:52.646
	3	5:50.399 B	54.146			124.7		11:43.045						
1	3:51.785	2:07.603	53.479	50.703	84.9	3:51.785	2	17:28.944 B	48.953	43.612	...	222.8	21:20.729	
5	AIKOA RACING AUDI RS3 LMS TCR SQ						A	1	4:53.458 B	1:34.466	51.454	2:27.538	111.9	4:53.458
	1. Demir ERÖGE							2	6:51.412 B	56.675	44.351	5:10.386	145.0	11:44.870
	3	2:32.757	58.240	45.601	48.916	131.9		14:17.627						
4	2:06.836	43.289	39.908	43.639	234.8	16:24.463								
5	2:05.044	42.032	39.511	43.501	238.4	18:29.507								
6	2:05.136	42.008	39.696	43.432	238.9	20:34.643								
7	2:05.489	41.640	40.223	43.626	238.9	22:40.132								
19	RC MOTORSPORT AUDI RS3 LMS TCR DSG						A	1	3:21.574	1:35.109	51.437	55.028	137.8	3:21.574
	1. Mario CAPPELLA							2	2:14.585	45.929	42.147	46.509	217.9	5:36.159
	3	6:13.320 B	46.885			232.3		11:49.479						
4	2:29.316	56.264	44.723	48.329	125.4	14:18.795								
5	2:16.996	46.760	43.688	46.548	221.9	16:35.791								
6	2:10.030	44.048	41.451	44.531	230.8	18:45.821								
7	2:07.485	43.267	39.157	45.061	232.8	20:53.306								
8	2:08.465	42.926	39.839	45.700	233.3	23:01.771								
22	DULLER MOTORSPORT BMW E46 M3 GTR						B	1	3:09.244	1:31.225	50.633	47.386	103.1	3:09.244
	1. Markus WEEGE							2	2:06.283	43.129	39.139	44.015	235.8	5:15.527
	3	6:35.454 B	43.965	43.218	5:08.271	231.8		11:46.693						
4	2:31.588	57.187	45.379	49.022	123.4	14:18.281								
5	2:11.000	44.595	40.710	45.695	227.0	16:29.281								
6	2:08.504	43.422	40.041	45.041	230.3	18:37.785								
7	2:08.532	43.739	39.862	44.931	230.3	20:46.317								
24	AC RACING Mini Cooper Jcw						A	1	2:54.316	1:13.265	51.325	49.726	85.9	2:54.316
	1. Alberto CIOFFI							2	2:16.923	47.954	43.061	45.908	205.9	5:11.239
	3	6:35.454 B	43.965	43.218	5:08.271	231.8		11:46.693						
4	2:31.588	57.187	45.379	49.022	123.4	14:18.281								
5	2:11.000	44.595	40.710	45.695	227.0	16:29.281								
6	2:08.504	43.422	40.041	45.041	230.3	18:37.785								
7	2:08.532	43.739	39.862	44.931	230.3	20:46.317								
26	DULLER MOTORSPORT W. GOLF GTI TCR SQ						A	1	5:23.254	3:31.067	57.486	54.701	128.4	5:23.254
	1. Stefan SCHAFER							2	6:32.927 B	50.084	46.404	4:56.439	166.5	11:56.181
	3	2:23.570	56.089	41.858	45.623	129.4		14:19.751						
4	2:12.884	46.108	41.585	45.191	218.8	16:32.635								
5	2:05.177	42.412	39.183	43.582	234.3	18:37.812								
6	2:03.074	41.866	38.146	43.062	233.8	20:40.886								
7	2:02.583	41.406	38.276	42.901	235.3	22:43.469								
13	BF MOTORSPORT AUDI RS3 LMS TCR SQ						A	1	3:08.726	1:25.328	51.025	52.373	87.3	3:08.726
	1. Daniele VERROCCHIO							2	2:24.678	48.689	45.541	50.448	178.5	5:33.404
	2. Roberto VERROCCHIO							3	6:08.221 B	55.014			167.8	11:41.625
4	2:35.449	59.836	46.386	49.227	128.2	14:17.074								
5	2:17.584	48.060	43.251	46.273	189.4	16:34.658								
6	2:13.558	44.596	43.183	45.779	226.5	18:48.216								
7	2:13.376	43.769	40.938	48.669	238.9	21:01.592								
17	AIKOA RACING AUDI RS3 LMS TCR DSG						A	1	2:49.857	1:13.871	48.231	47.755	97.4	2:49.857
	1. Francesco CARDONE							2	8:49.376 B	47.563	44.509	7:17.304	219.2	11:39.233
	3	2:29.031	59.259	44.396	45.376	120.4		14:08.264						
4	2:07.850	44.420	39.587	43.843	238.9	16:16.114								

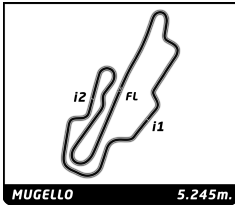


Coppa Italia Turismo Mugello Racing Weekend Free Practice 2


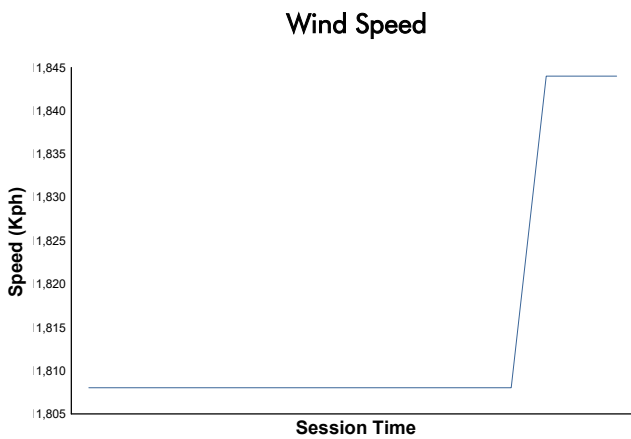
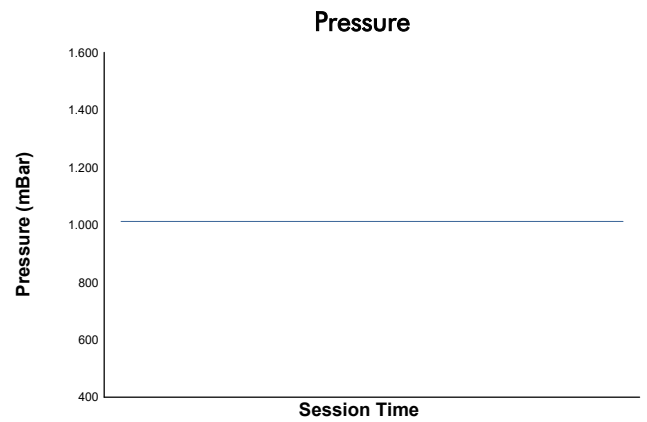
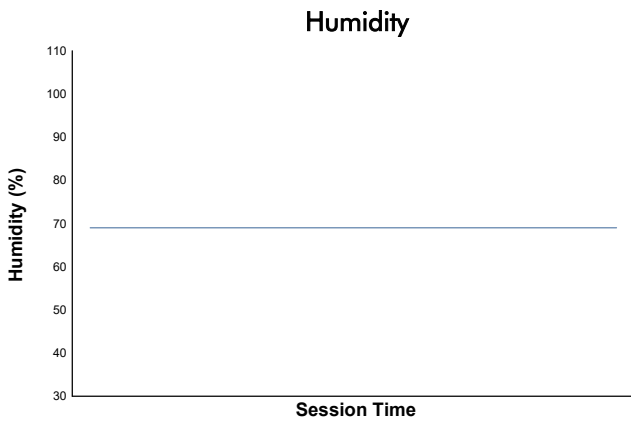
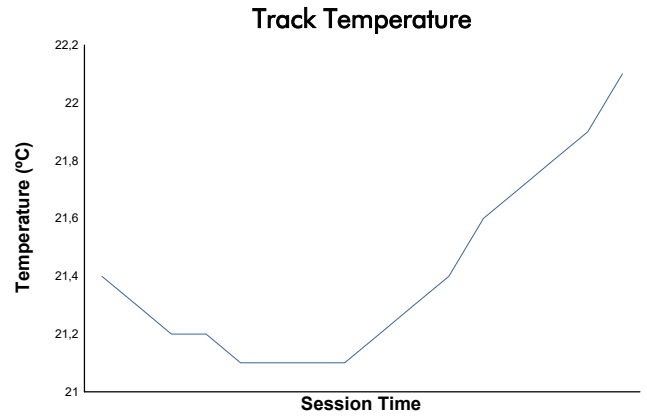
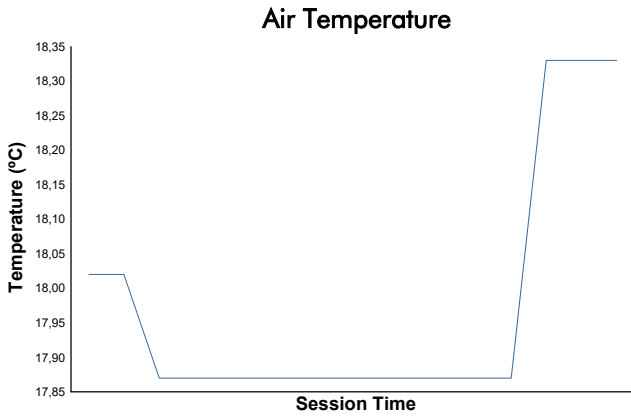
Sector Analysis

_ Invalidated Lap
 ■ Personal Best
 ■ Session Best
 B Crossing the pit lane

Lap	Time	Sector 1	Sector 2	Sector 3	T.Sp	Elapsed	Lap	Time	Sector 1	Sector 2	Sector 3	T.Sp	Elapsed
55 AIKOA RACING AUDI RS3 LMS TCR DSG 1. Ternel CAMLIDAG A													
5	2:04.572	42.873	38.386	43.313	238.9	18:20.686							
6	2:03.577	42.595	38.456	42.526	240.0	20:24.263							
7	2:05.147	42.624	38.880	43.643	242.1	22:29.410							
1	3:32.791	1:46.597	49.775	56.419	96.0	3:32.791							
2	8:15.577 B	51.488	49.986	6:34.103	192.8	11:48.368							
3	2:34.010	59.526	45.837	48.647	121.7	14:22.378							
4	2:17.371	45.285	42.576	49.510	231.3	16:39.749							
5	2:09.409	43.355	40.697	45.357	230.3	18:49.158							
6	2:10.654	44.232	40.171	46.251	232.3	20:59.812							
7	2:07.474	43.522	39.253	44.699	231.3	23:07.286							
65 Team Progetto E20 AUDI RS3 LMS TCR DSG 1. Francesco MIOTTO A													
1	3:43.004	2:03.378	47.853	51.773	111.6	3:43.004							
2	2:16.581	44.981	46.265	45.335	228.4	5:59.585							
3	6:34.624 B	44.516			230.3	12:34.209							
4	2:19.540	53.090	41.985	44.465	147.9	14:53.749							
5	2:06.042	42.777	39.060	44.205	228.4	16:59.791							
6	2:04.713	42.120	38.416	44.177	228.9	19:04.504							
7	2:04.451	42.063	38.378	44.010	230.8	21:08.955							
8	2:06.167	43.091	38.891	44.185	233.3	23:15.122							
66 MM MOTORSPORT Honda CIVIC FK2 TCR 1. Rino DE LUCA A 2. Camillo PICCIN													
1	2:58.862	1:16.817	50.203	51.842	94.0	2:58.862							
2	8:54.845 B	50.335	48.970	7:15.540	214.4	11:53.707							
69 GrassoRacingTeam Seat Ibiza RSP 1. Simone SOSTEGNI A													
1	3:48.476	1:50.260	56.894	1:01.322	81.7	3:48.476							
2	2:57.874	57.647	52.877	1:07.350	180.0	6:46.350							
3	5:11.532 B	1:15.013			104.6	11:57.882							
4	3:01.918	1:11.501	53.508	56.909	84.3	14:59.800							
5	2:39.783	53.427	51.286	55.070	178.8	17:39.583							
6	2:43.461	53.611	53.178	56.672	178.2	20:23.044							
7	2:44.191	56.749	51.156	56.286	156.4	23:07.235							
8	2:38.718 B	1:00.834			175.6	25:45.953							
77 DULLER MOTORSPORT OPEL ASTRA TCR SQ 1. Philipp MATTERSORFER A													
1	3:16.574	1:40.599	46.160	49.815	82.6	3:16.574							
2	2:12.500	44.458	41.901	46.141	231.3	5:29.074							
3	6:02.696 B	42.543	46.075	4:34.078	231.8	11:31.770							
4	2:16.019	51.070	40.610	44.339	156.2	13:47.789							
5	2:05.456	42.674	38.819	43.963	229.4	15:53.245							
6	2:04.544	42.255	38.452	43.837	230.8	17:57.789							
7	2:06.603	42.254	40.546	43.803	231.3	20:04.392							
8	2:05.292	42.247	38.843	44.202	230.8	22:09.684							
88 AC RACING Mini Challenge PRO 1. Daniele CARMINATI A													
1	2:55.332	1:14.738	50.602	49.992	89.3	2:55.332							
2	2:16.971	47.335	43.424	46.212	217.9	5:12.303							
3	6:53.211 B	49.935	44.636	5:18.640	219.6	12:05.514							
4	2:29.388	58.096	44.262	47.030	104.1	14:34.902							
5	2:10.987	44.294	40.432	46.261	216.6	16:45.889							
6	2:11.204	44.000	40.835	46.369	219.2	18:57.093							
7	2:10.299	43.893	40.396	46.010	218.3	21:07.392							
93 SP RACING AUDI TT 1. Pasquale SERRATORE B													
1	3:20.388	1:30.343	52.280	57.765	87.8	3:20.388							
2	2:31.821	53.724	48.492	49.605	161.1	5:52.209							
3	5:30.242 B	43.318			244.3	11:22.451							
4	2:33.580	1:01.900	44.910	46.770	138.5	13:56.031							
5	2:08.143	43.166	40.539	44.438	244.3	16:04.174							
6	2:05.598	42.110	39.252	44.236	243.2	18:09.772							
7	2:07.504	43.046	39.526	44.932	242.1	20:17.276							
8	2:05.503	42.104	39.372	44.027	239.5	22:22.779							
9	3:18.709 B	42.053	42.949	1:53.707	242.7	25:41.488							
99 Gruppo Sportivo Tori Corse Mini Challenge Pro 1. Matteo PIOPPI A													
1	4:08.832	2:05.608	1:01.493	1:01.731	77.9	4:08.832							
2	2:42.794	55.361	48.091	59.342	154.0	6:51.626							
3	4:45.738 B	1:11.572			96.6	11:37.364							
4	2:38.958	1:03.397	45.517	50.044	103.4	14:16.322							
5	2:19.219	47.687	41.312	50.220	192.1	16:35.541							
6	2:16.391	46.607	41.338	48.446	195.5	18:51.932							
7	2:14.958	45.828	41.147	47.983	206.3	21:06.890							
8	2:16.911	47.510	41.767	47.634	207.1	23:23.801							
9	2:13.257 B	1:00.292			184.9	25:37.058							
333 DULLER MOTORSPORT BMW E46 M3 GTR 1. Herwig DULLER B													
1	3:09.651	1:32.892	49.554	47.205	114.3	3:09.651							
2	2:06.969	43.353	39.387	44.229	239.5	5:16.620							
3	6:12.897 B	42.883	39.987	4:50.027	241.6	11:29.517							
4	2:13.855	50.188	39.784	43.883	145.7	13:43.372							
5	2:04.693	42.161	39.233	43.299	236.3	15:48.065							
6	2:03.578	42.039	38.095	43.444	237.4	17:51.643							
7	2:03.672	41.993	38.409	43.270	237.9	19:55.315							
8	2:03.356	41.786	38.120	43.450	237.9	21:58.671							



Coppa Italia Turismo
 Mugello Racing Weekend
 Free Practice 2
 Weather Report



Track Status: **DRY**